

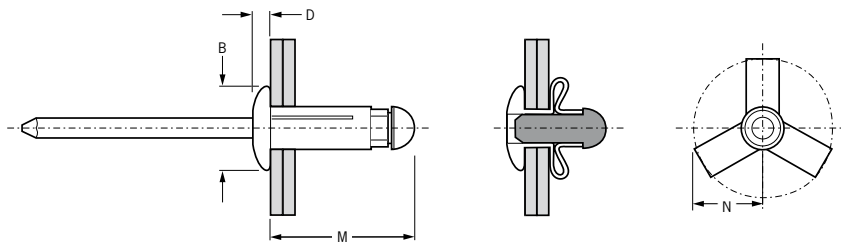




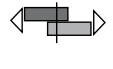

For installation information please refer to the tooling overview and manuals on our website.
 Pour les conditions de pose, merci de vous référer à la description de l'outil et aux manuels disponibles sur notre site Web.
 Angaben zur Verarbeitung entnehmen Sie bitte der Geräteübersicht und den Betriebsanleitungen auf unserer Website.
 Per informazioni sull'installazione preghiamo consultare i manuali e la panoramica degli attrezzi sul nostro sito web.
 Para ver información sobre máquinas de colocación, consulte nuestra página web, apartados visión general de máquinas y manuales.

English	Français	Deutsch	Italiano	Español
Dome head	Tête plate	Flachrundkopf	Testa tonda	Cabeza alomada
Body: Aluminium alloy* Natural	Corps: Alliage d'aluminium* Brut	Hülse: Aluminium* Blank	Corpo: Lega di alluminio* Nessuna finitura	Cuerpo: Aluminio* Natural
Stem: Aluminium alloy** Natural	Tige: Alliage d'aluminium** Brut	Dorn: Aluminium** Blank	Gambo: Lega di alluminio** Nessuna finitura	Vástago: Aluminio** Natural

*: \varnothing 4.0 = 5754 / \varnothing 4.8 = 5052

** : 5056



\varnothing nom.					M max.	\varnothing B max.	D max.	N ref.	 kN ¹⁾	 kN ¹⁾	Part No/ref
	min.	max.	min.	max.							
4.0 (5/32")	1.0	3.0	4.2	4.5	16.0	8.16	1.53	5.79	0.60	1.00	0BF01-00516
	1.0	7.0			21.2			8.00			0BF01-00523
	1.0	8.5			22.9			8.66			0BF01-00525
	5.0	12.0			27.6			9.02			0BF01-00531
4.8 (3/16")	1.0	4.0	5.0	5.25	18.3	10.06	2.04	6.78	0.78	1.07	0BF01-00619
	1.0	9.0			23.3			9.02			0BF01-00625
	4.0	12.0			27.1			11.20			0BF01-00630

all dimensions in mm / en millimètre / alle Maße in mm / in millimetri / en milímetros

1) typical values / valeurs moyennes / typische Werte / Valori tipici / valores típicos