

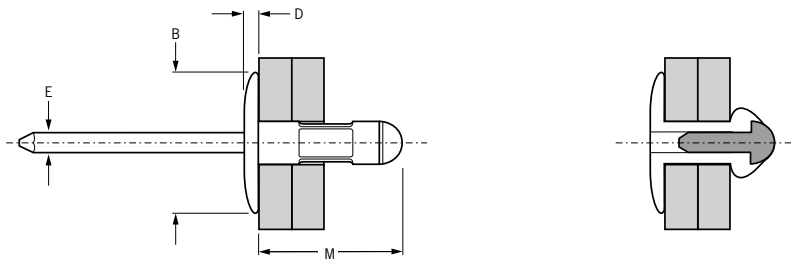




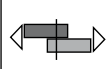

For installation information please refer to the tooling overview and manuals on our website.
 Pour les conditions de pose, merci de vous référer à la description de l'outil et aux manuels disponibles sur notre site Web.
 Angaben zur Verarbeitung entnehmen Sie bitte der Geräteübersicht und den Betriebsanleitungen auf unserer Website.
 Per informazioni sull'installazione preghiamo consultare i manuali e la panoramica degli attrezzi sul nostro sito web.
 Para ver información sobre máquinas de colocación, consulte nuestra página web, apartados visión general de máquinas y manuales.

| English | Français | Deutsch | Italiano | Español |
|---|--|--|--|---|
| Large Flange | Tête large | Flachrundkopf extragroß | Testa larga | Cabeza ancha |
| Body: Aluminium alloy* (2.5 % Mg) Natural | Corps: Alliage d'aluminium* (2.5% Mg) Brut | Hülse: Aluminium* (2.5 % Mg) Blank | Corpo: Lega di alluminio* (2.5% Mg) Nessuna finitura | Cuerpo: Aluminio* (2.5% Mg) Natural |
| Stem: Stainless steel** Natural | Tige: Inox** Brut | Dorn: Edelstahl** Blank | Gambo: Acciaio inox** Nessuna finitura | Vástago: Acero inoxidable** Natural |

*: AA 5052, DIN 1725, AlMg2.5, Werkstoff 3.3523

** : B53111, 321S31, AISI 321, Werkstoff 1.4541



| ø nom. |  | |  | | M max. | øB max. | D max. | øE max. |  kN ¹⁾ |  kN ¹⁾ | Part No/ref |
|----------------|--|------|--|------|-----------|------------|-----------|------------|--|--|-------------|
| | min. | max. | min. | max. | | | | | | | |
| 4.8 (3/16") | 1.6 | 6.3 | 4.9 | 5.0 | 13.6 | 16.2 | 2.2 | 2.9 | 1.40 | 2.00 | 01643-00613 |
| | 6.4 | 12.7 | | | 19.7 | | | | 1.20 | | 01643-00621 |
| | 12.7 | 19.8 | | | 27.6 | | | | 1.30 | | 01643-00631 |

all dimensions in mm / en millimètre / alle Maße in mm / in millimetri / en milímetros

1) typical values / valeurs moyennes / typische Werte / Valori tipici / valores típicos